

How to set up your own profile

1. Login to Mahara and click the '**Content**' tab.
2. Click the subtab labeled '**Profile**' to edit your display name.

The screenshot shows the Mahara user interface. At the top, there are navigation tabs: Dashboard, Content, Portfolio, and Groups. Under the 'Content' tab, a dropdown menu is open, showing options: Profile, Profile pictures, Files, Journals, Résumé, Plans, and Notes. The 'Profile' option is highlighted. Below the navigation, the 'Profile' subtab is active. The page title is 'Profile'. There are subtabs: About me, Social media, and General. The main content area contains a profile picture placeholder, a text box for a message, and several input fields: 'First name *' (Sin Yi), 'Last name *' (LUK), 'Student ID', 'Display name' (Ellen Luk), and 'Introduction' (--). A 'Save profile' button is at the bottom left.

3. Click the subtab labeled '**Profile Pictures**' to upload your picture





The screenshot shows the Mahara user interface. At the top, there are navigation tabs: Dashboard, Content, Portfolio, and Groups. Under the 'Content' tab, a dropdown menu is open, showing options: Profile, Profile pictures, Files, Journals, Résumé, Plans, and Notes. The 'Profile pictures' option is highlighted. Below the navigation, the 'Profile Pictures' subtab is active. The page title is 'Profile'. There are subtabs: IMAGE, DEFAULT, and DELETE. The main content area shows a profile picture placeholder with the text 'external avatar'. Below it are buttons for 'Set default' and 'Delete'. The 'Upload profile picture' section is visible, with a text box for the file name containing 'passport photo.jpg' and an 'Upload' button. The 'Image title' field is empty.

4. Set the uploaded photo as default. Refresh the page and you will see your profile picture.


Dashboard Content Portfolio Groups

Default profile picture set successfully

Profile pictures ?

IMAGE	IMAGE TITLE	DEFAULT	DELETE
	passport photo.jpg	<input checked="" type="checkbox"/>	
	Standard or external avatar	<input type="checkbox"/>	

Set default Delete

Ellen Luk 

[Return to LU mod](#)

My groups:
ENG2020-2 (1200) /
ENG212-2 (1211) Varieties
of English
LCE1010 Section 5

Quota ?

You have used 104.6MB of
your 250.0MB quota.

42%